



कर्मचारी भविष्य निधि संगठन
EMPLOYEES' PROVIDENT FUND ORGANISATION

श्रम एवं रोजगार मंत्रालय, भारत सरकार /

Ministry of Labour & Employment, Govt. of India

14-भीकाजी कामा प्लेस, नई दिल्ली -110066.

No.14, Bhavishya Nidhi Bhavan, Bhikaiji Cama Place, New Delhi 110 066

No. WSU/10(1)2011/Changes in MAP/31406


Date: 01 DEC 2015

ORDER

In Exercise of powers conferred under para 78 of Employees' Provident Funds Scheme 1952, the Central Govt. has directed the following:

- "a. The employees whose details like AADHAR Number and Bank Account Number have been seeded in their UAN and who UAN have been activated, may submit claims in Form-19, Form-10C and Form 31 directly to the Commissioner without attestation of their employers, in such form and manner as may be specified by the Central Provident Fund Commissioner, for fast settlement of claims.
- b. The above direction be made operational with immediate effect."

2. Pursuant to the said direction and notwithstanding the provisions of para 72(5) of the Employees' Provident Funds Scheme 1952, Central Provident Fund Commissioner, hereby prescribe the new forms 19 UAN, 10C UAN and 31 UAN for all employees whose AADHAR Number and Bank details have been seeded as KYC and have been duly verified by the employer using digital signature and the details in form No. 11 new have been completed.
3. All other employees not fulfilling the above conditions shall continue to make their claims of withdrawal in existing form No. 19, 10C & 31, as the case may be.
4. It is reiterated that form No. 19 UAN, form No. 10C UAN and form No. 31 UAN need not be attested by employer and should be submitted by the employee directly to the respective jurisdictional EPF Office.


(K.K. JALAN)

Central Provident Fund Commissioner



Employees' Provident Fund Scheme, 1952

Form – 19 (UAN)

(Applicable in cases where employee's complete details in Form 11(New), Aadhaar Number and Bank Accounts details are available on UAN Portal and UAN has been activated)

Mobile Number

1.	Universal Account Number (UAN)	<input type="text"/>
2.	Name (In capital letters)	<input type="text"/>
3.	Date of Leaving	<input type="text"/>
4.	Reason of Leaving Service (Tick the appropriate for TDS purposes)	(a) Superannuation (b) Cessation (c) Resignation (d) Disablement (e) Termination a. Ill health b. Contraction / Discontinuation of employer's business c. Causes beyond the control of employee d. Personal reasons (f) Marriage (g) Permanent settlement abroad
5.	*Permanent Account Number (PAN) Whether submitting Form 15G/15H, if applicable (YES/NO) Please enclosed two copies of Form No.15G/15H, if applicable *Only in case of service less than 5 years	<input type="text"/>
6.	Full postal address	<input type="text"/> Pincode: <input type="text"/>

* I certify that I have gone through the data seeded in UAN Portal and found all data including Form No.11(New), bank account details and Aadhar number.

* Please make payment in the bank account mentioned in the UAN portal. A cancelled cheque (containing member's name, bank account number and IFS Code) is attached herewith.

के. के. जालान, भा.प्र.से.
K. K. JALAN, I.A.S.

केन्द्रीय प्रविष्य निधि आयुक्त
Central P. F. Commissioner

Signature of the Member



Employees' Provident Fund Scheme, 1952

Form – 10C (UAN)

(Applicable in cases where employee's complete details in Form 11(New), Aadhaar Number and Bank Accounts details are available on UAN Portal and UAN has been activated)

[To be filled only if Withdrawal Benefit is applied for]

Mobile Number


--	--	--	--	--	--	--	--	--	--	--	--	--	--	--	--	--	--	--	--

1.	Universal Account Number (UAN)																		
2.	Name (In capital letters)																		
3.	Date of Joining																		
4.	Date of Leaving																		
5.	Full postal address																		
		Pincode:																	

* I certify that I have gone through the data seeded in UAN Portal and found all data including Form No.11(New), bank account details and Aadhar number.

* Please make payment in the bank account mentioned in the UAN portal. A cancelled cheque (containing member's name, bank account number and IFS Code) is attached herewith.,

Signature of the Member


के. के. जालान, भा.प्र.से.
K. K. JALAN, I.A.S.
केन्द्रीय भविष्य निधि आयुक्त
Central P. F. Commissioner



Employees' Provident Fund Scheme, 1952

Form – 31 (UAN)

(Applicable in cases where employee's complete details in Form 11(New), Aadhaar Number and Bank Accounts details are available on UAN Portal and UAN has been activated)


Mobile Number

1.	Universal Account Number (UAN)	<input type="text"/>
2.	Name (In capital letters)	<input type="text"/>
3.	*Purpose for which advance is required	<input type="text"/>
4.	Amount of Advance required (in Rs.)	<input type="text"/>
5.	In case of Advance for purpose of Site/House/Flat or Construction through an "Agency" 'or' Repayment of housing loan, indicate	<input type="text"/>
5a.	Cheque to be drawn ' in favour of '	<input type="text"/>
5b.	Full address of "Agency"	<input type="text"/>
		Pincode:
6.	Full Postal Address of Member	<input type="text"/>
		Pincode:

* I certify that I have gone through the data seeded in UAN Portal and found all data including Form No.11(New), bank account details and Aadhar number, to be correct.

* Please make payment in the bank account mentioned in the UAN portal. A cancelled cheque (containing member's name, bank account number and IFS Code) is attached herewith.

Signature of the Member


के. के. जलान, मा.प्र.से.
K. K. JALAN, I.A.S.
केन्द्रीय पब्लिक प्रोविडेंट फंड आयोग
Central P. F. Commissioner